

REPORT TO: Corporate Services Policy and Performance Board
DATE: 3 November 2009
REPORTING OFFICER: Strategic Director Corporate and Policy
SUBJECT: Accident Statistics
WARDS: Boroughwide

1.0 PURPOSE OF THE REPORT

1.1 To report on corporate accident statistics for April to September 2009.

2.0 RECOMMENDED

That the report be noted.

3.0 SUPPORTING INFORMATION

3.1 A report on corporate accidents and incidents in the first 6 months of the current financial year is appended. There has been a reduction in reported incidents compared with the last two years, especially 'over 3 day' accidents. The appendix provides a detailed breakdown by type of incident and by directorate.

4.0 POLICY IMPLICATIONS

4.1 The provision of a safe working environment, and reduction in accidents is important in order to provide efficient and effective delivery of services (the sixth priority in the Corporate Plan).

5.0 OTHER IMPLICATIONS

5.1 Accidents which lead to lost time have financial implications for the authority (although these are always secondary to our concern for the well being of staff and customers).

6.0 IMPLICATIONS FOR THE COUNCIL'S PRIORITIES

7.0 RISK ANALYSIS

7.1 There are no particular risks attached to this report. Workplace risk assessments are used to reduce the likelihood of accidents.

8.0 EQUALITY AND DIVERSITY ISSUES

8.1 There are no direct implications for equality and diversity.

9.0 LIST OF BACKGROUND PAPERS UNDER SECTION 100D OF THE LOCAL GOVERNMENT ACT 1972

There are no relevant background documents



CORPORATE ACCIDENT / INCIDENT REPORT
1st April to 7th September 2009

Produced by Risk and Emergency Planning Division

Introduction

The purpose of this report is to provide:

- Statistics to demonstrate how Halton Borough Council as an employer is meeting specific targets for reductions in major¹ injuries as set out in the government's "Revitalising Health and Safety Strategy"
- Statistics relating to
 - accidents resulting in employees being unable to carry out their normal duties for more than 3 days following the day of the accident (over 3-day injuries²)
 - significant³ accidents
 - "near miss" incidents
- Statistics relating to violent incidents
- Any identified accident / incident trends and supporting information

¹ As defined by the Reporting of Injuries, Diseases and Dangerous Occurrences Regulations, (RIDDOR) 1995

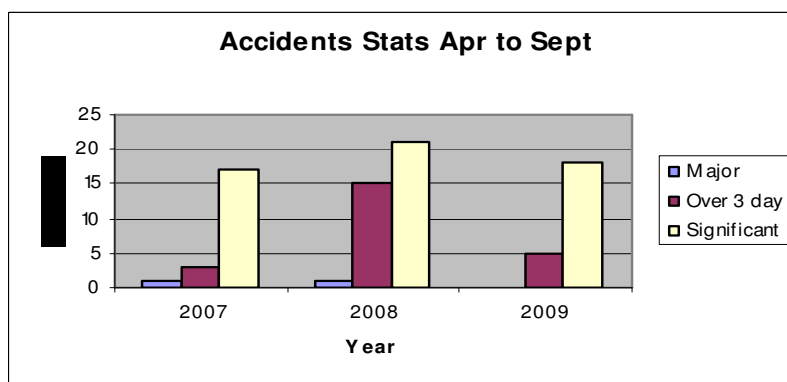
² As per footnote number 1

³ Injuries other than those listed in no's 1 and 2 above, that require more than basic first aid, incur time lost or arise from a failure in health and safety management

CORPORATE ACCIDENT STATISTICS 2009

Accident Statistics by Directorate from the 1st April to 7th September 2009

| <u>Directorate</u> | Major | + 3-Day | Significant |
|---------------------------|---------------|--------------|-------------|
| Children and Young People | 0 | 0 | 5 |
| Corporate and Policy | 0 | 0 | 2 |
| Health and Community | 0 | 2 | 4 |
| Environment | 0 | 3 | 6 |
| TOTAL 2009 | 0 | 5 | 17 |
| TOTAL 2008 | 1 | 15 | 20 |
| % CHANGE | - 100% | - 70% | -15% |



Further Information

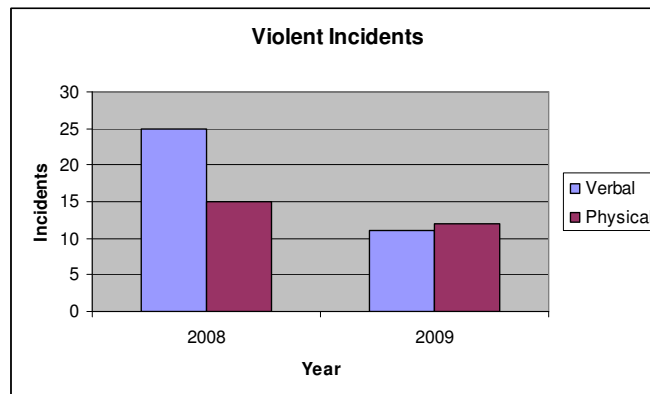
- There has been a reduction in reported incidents reported compared with the last two years, especially 'over 3 day' accidents. Directorate information is provided as below.
- Waste Management and Landscapes Services perennially have the highest number of accidents and last year underwent Health and Safety Audits. The implementation of the recommendations will be reviewed in November this year.
- This year Health and Safety Audits have been conducted at Transport Workshops, Direct Links and Manual Handling requirements.

- Further audits will be conducted at Children's' Home, Home Care and 1st Aid provisions. The latter is in line with the amended First Aid Regulations which will reduce the amount of training that is due to be enacted in October, 2009.
- There have been 2 near misses reported this year.

VIOLENT INCIDENT REPORTS BY DIRECTORATE

1st April 2009 to 7th September 2009

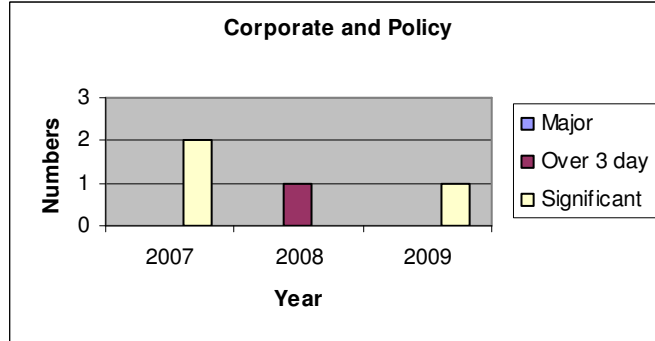
| <u>Directorate</u> | <u>Verbal</u> | <u>Physical</u> |
|-------------------------------|---------------|-----------------|
| Children and Young People | 1 | 0 |
| Corporate and Policy | 3 | 1 |
| Health and Community | 7 | 10 |
| Environment | 1 | 0 |
| TOTAL 1/4/09 to 7/9/09 | 12 | 11 |
| TOTAL 1/4/08 to 7/9/08 | 15 | 25 |



Further Information

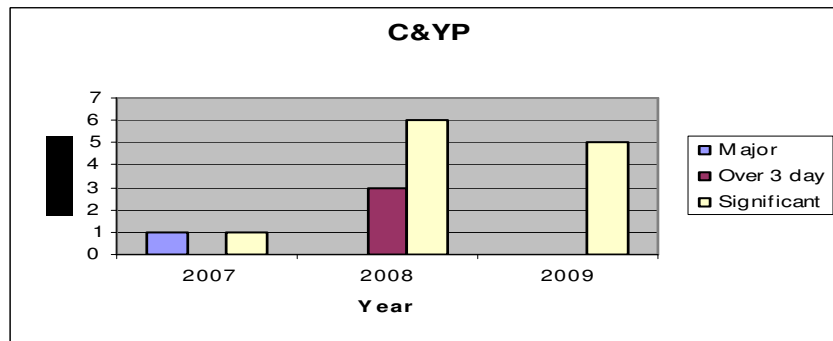
- There has been a reduction in reported incidents compared with the last year.
- There has been a significant decrease in Children and Young People with 14 verbal and 17 physical incidents reported last year and with only 1 verbal incident this year.
- There has been an increase in Health and Community involving service users with 3 verbal and 6 physical incidents last year and 7 verbal and 10 physical incidents this year.

Corporate and Policy Directorate



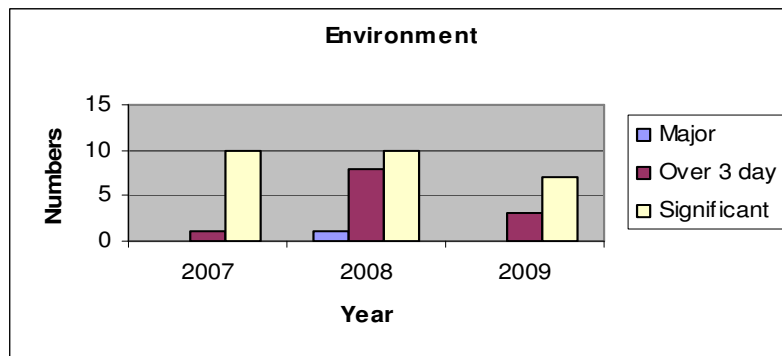
| | 2007 | 2008 | 2009 |
|-------------|------|------|------|
| Major | 0 | 0 | 0 |
| Over 3 day | 0 | 1 | 0 |
| Significant | 2 | 0 | 1 |

Children and Young Peoples Directorate



| | 2007 | 2008 | 2009 |
|-------------|------|------|------|
| Major | 1 | 0 | 0 |
| Over 3 day | 0 | 3 | 0 |
| Significant | 1 | 6 | 5 |

Environment Directorate

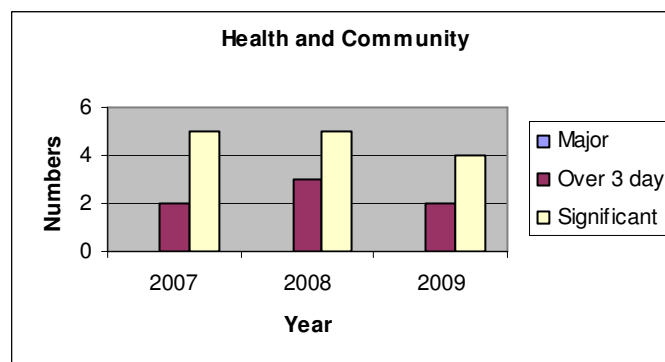


| | 2007 | 2008 | 2009 |
|-------------|------|------|------|
| Major | 0 | 1 | 0 |
| Over 3 day | 1 | 8 | 3 |
| Significant | 10 | 10 | 6 |

Comments:-

- There is overall reduction in accidents, particular in Landscape Services where for the same period last year there were 5 over 3-day and 6 significant reported accidents, mainly involving use of equipment. This is compared with only 2 significant accidents this year.
- There are a similar number of accidents in Waste Management with 3 over 3-day and 2 significant reported last year. This reflects higher risk of injury arising from carrying out manual tasks whilst working outside.

Health and Community Directorate



| | 2007 | 2008 | 2009 |
|-------------|------|------|------|
| Major | 0 | 0 | 0 |
| Over 3 day | 2 | 3 | 2 |
| Significant | 5 | 5 | 4 |